

Technical data sheet


Cable ladder SLCS 110, 3 m C30 FT

Item number: 6207316



Cable ladder with 110 mm side height with welded C30 profile rungs which are open in an upwards direction. Rolled side rail for reinforcement and as edge protection. Fastening to the bracket takes place using clamps, type LKS 40. The slot dimension of the frame is 16.5 mm and the appropriate clamp clip is type 2056.

Magnetic shield insulation without cover 10 dB, with cover 15 dB.



St Steel

FT Hot-dip galvanised

Master data

| | |
|---------------------|---------------------------|
| Item number | 6207316 |
| Type | SLCS 1180 3 FT |
| Description 1 | Cable ladder |
| Description 2 | unperforated rung, welded |
| Manufacturer | OBO |
| Dimension | 110x800x3000 |
| Material | Steel |
| Surface | Hot-dip galvanised |
| Surface standard | DIN EN ISO 1461 |
| Smallest sales unit | 3 |
| Unit of quantity | Metre |
| Weight | 724.133 kg |
| Weight unit | kg/100 m |

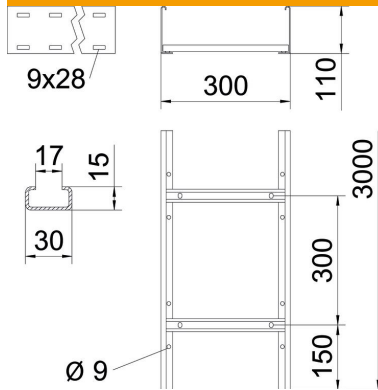
Technical data sheet

Cable ladder SLCS 110, 3 m C30 FT

Item number: 6207316



Dimensions



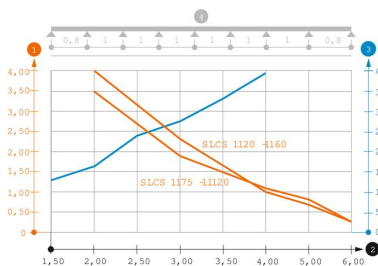
| | |
|-------------|----------|
| Length | 3,000 mm |
| Length | 3,000 ft |
| Width | 800 mm |
| Height | 110 mm |
| Dimension B | 800 mm |

Technical data

| | |
|-------------------------------|-----------------------|
| Version of the rungs | Profile unperforated |
| Side rail version | Flat profile |
| Fastening of rung | Welded |
| Maintain electrical functions | no |
| Usable cross-section | 720 cm ² |
| Usable cross-section | 72000 mm ² |
| Rustproof steel, pickled | no |
| Side perforation | yes |
| Rung distance | 300 mm |
| Wide-span version | no |
| Rail thickness | 2 mm |

Loads

| | |
|-----------------------------------|-----------|
| Insertable support spacings, min. | 2 m |
| Insertable support spacings, max. | 6 m |
| Support spacing 2.0 m | 3.5 kN/m |
| Support spacing 3.0 m | 1.9 kN/m |
| Support spacing 4.0 m | 1 kN/m |
| Support spacing 5.0 m | 0.8 kN/m |
| Support spacing 6.0 m | 0.25 kN/m |



Load diagram, cable ladder, type SLCS 110

- 1 Permitted cable tray/ladder load in kN/m without man load
- 2 Support width in m
- 3 Rail bend in mm at permitted kN/m
- 4 Load scheme during testing
- Load curve with cable tray/ladder width in mm
- Strut bend curve according to support width