

Technical data sheet

Generator connection box, type 2, with MC4 connector for 2 x 1 string

Item number: 5088556



System solution, type 2, with MC4 connector for photovoltaic inverter with 2 separate MPP trackers

- Varistor arrester, connectable with cut-off unit in error-resistant Y circuit to VDE 0100-712 (50539-12)
- Low DC voltage protection level: < 4.0 kV (Voc max = 1,000V DC with V20-C/0-500PV)
- One PV string input (MC4 plug connector) at one MPP inverter input, up to 30A DC per terminal
- Pre-mounted in polycarbonate housing (IP66), UV-resistant for use outside

For DC protection of the inverter of photovoltaic systems.

If there is a danger of condensation forming through wind, ice, temperature or sunlight, further measures may be necessary!



Master data

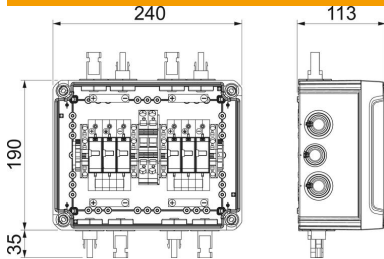
Item number	5088556
Type	PVG-C1000S110
Description 1	Combiner box
Description 2	2x1 PV string to 2 WR-MPP-MC4
Manufacturer	OBO
Dimension	1000V DC
Colour	Light grey; RAL 7035
Smallest sales unit	1
Unit of quantity	Piece
Weight	199 kg
Weight unit	kg/100 pc.

Technical data sheet

Generator connection box, type 2, with MC4 connector for 2 x 1 string
Item number: 5088556




Dimensions



Width	240 mm
Height	190 mm

Technical data



Response time	<25 ns
Number of inputs	1
Type of entry	MC4
Version for	For two MPP trackers and with MC4 connection
Structural width in division units (division unit, 17.5 mm)	Miscellaneous
Operating temperature, max.	80 °C
Operating temperature, min.	-40 °C
Remote signalling	no
Housing material surge protection components	PC
Maximum continuous voltage DC	1000
Conductor cross-section, flexible (fine-wire), min.	25 mm ²
Conductor cross-section, rigid (single-wire/multiwire), max.	35 mm ²
Lightning protection zone LPZ	1→2
Max. mains-side overcurrent protection	125
Max. PV voltage	1000 V
Maximum back-up fuse	125 A
Maximum discharge current (8/20 µs)	40 kA
Installation type	Pre-mounted in the housing
Nominal discharge current (8/20 µs)	20 kA
Network form	DC
DC network form	yes
IT network form	no
Other network form	no
TN network form	no
TN-C network form	no
TN-C-S network form	no
TN-S network form	no
TT network form	no
Pole number	3
Test class, type 1	no
Test class, type 2	yes
Test class, type 3	no
Protection rating	IP66
Protection rating IK code	IK05.


Technical data sheet

Generator connection box, type 2, with MC4 connector for 2 x 1 string

Item number: 5088556



Technical data



Protection level	≤4,0
Signalling on device	Visual
SPD to EN 61643-11	Type 2
SPD to IEC 61643-1	Class II
Permitted temperature range, max.	60 °C
Permitted temperature range, min.	-5 °C
Depth	113 mm
Cable type for surge protection devices	Power cable DC (PV)
Number of cable entries	4
Max. Input voltage DC	1000 V
String fuse	Without
Monitoring function	no
Max. Input current per string	30 A
Max. Output current	30 A
Number of string inputs	1
Equipped with load-break switch	no
Anschlussart Generatoranschlusskasten	MC4
Number of MPPTs	2
Entries per MPPT	1
Exits per MPPT	1