


Technical data sheet

Cable tray MKS 60 FT

Item number: 6055516



MKS 60 = Medium-duty cable tray system with a side height of 60 mm.

Magnetic shield insulation without cover 20 dB, with cover 50 dB.



- St** Steel
- FT** Hot-dip galvanised

Master data

Item number	6055516
Type	MKS 605 FT
Description 1	Cable tray MKS
Description 2	perforated
Manufacturer	OBO
Dimension	60x50x3000
Material	Steel
Surface	Hot-dip galvanised
Surface standard	DIN EN ISO 1461
Smallest sales unit	3
Unit of quantity	Metre
Weight	150 kg
Weight unit	kg/100 m

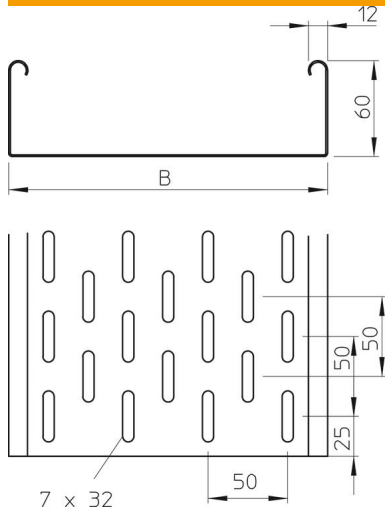
Technical data sheet

Cable tray MKS 60 FT

Item number: 6055516



Dimensions



Dimension	60 x 50
Length	3,000 mm
Length	10 ft
Width	50 mm
Width	2 in
Height	60 mm
Height	2 in
Plate thickness	0.04 in
Plate thickness	1 mm
Dimension B	50 mm

Technical data

Connector version	Without connectors
Mounting system fastening type	Floor Ceiling Wall
Walkable	no
Maintain electrical functions	no
With cover	no
Mounting perforation in base	yes
NATO hole pattern	no
Usable cross-section	28 cm ²
Usable cross-section	2800 mm ²
Rustproof steel, pickled	no
Side perforation	yes
Wide-span version	no
Type of connector, cable support system	Screwed

Technical data sheet

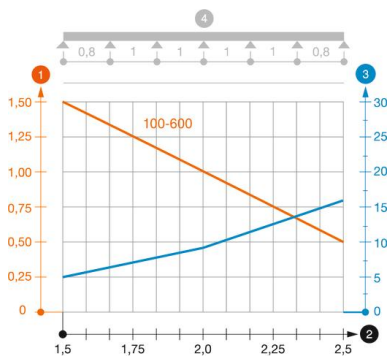
Cable tray MKS 60 FT

Item number: 6055516



Loads

Insertable support spacings, min.	1.5 m
Insertable support spacings, max.	2.5 m
Support spacing 1.5 m	1.5 kN/m
Support spacing 1.75 m	1.25 kN/m
Support spacing 2.0 m	1 kN/m
Support spacing 2.5 m	0.5 kN/m



Load diagram, cable tray, type MKS 60

- 1 Permitted cable tray/ladder load in kN/m without man load
- 2 Support width in m
- 3 Rail bend in mm at permitted kN/m
- 4 Load scheme during testing
- Load curve with cable tray/ladder width in mm
- Strut bend curve according to support width