


Technical data sheet

Cable tray MKS 110 A2

Item number: 6060803



MKS 110 = medium-duty cable tray system with a side height of 110 mm. The cable tray is fastened to the bracket with screws, type FRS M6 x 12. Magnetic shield insulation without cover 20 dB, with cover 50 dB.



A2 Stainless steel

2B Bright, treated

Master data

Item number	6060803
Type	MKS 110 A2
Description 1	Cable tray MKS
Description 2	perforated
Manufacturer	OBO
Dimension	110x100x3000
Material	Stainless steel
Surface	Bright, treated
Surface standard	
Smallest sales unit	3
Unit of quantity	Metre
Weight	243 kg
Weight unit	kg/100 m

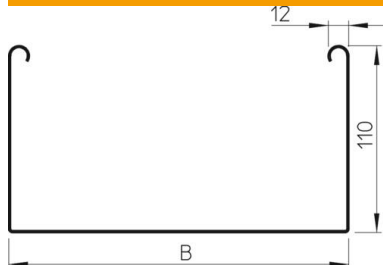
Technical data sheet

Cable tray MKS 110 A2

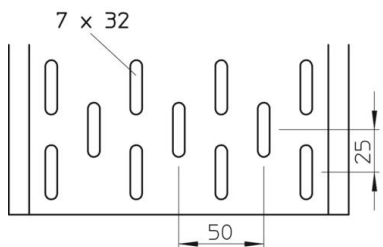
Item number: 6060803



Dimensions



Dimension	110 x 100
Length	3,000 mm
Length	10 ft
Width	100 mm
Width	4 in
Height	110 mm
Height	4 in
Plate thickness	0.04 in
Plate thickness	1 mm
Dimension B	100 mm



Technical data

Connector version	Without connectors
Mounting system fastening type	Floor Ceiling Wall
Walkable	no
Maintain electrical functions	no
With cover	no
Mounting perforation in base	yes
NATO hole pattern	no
Usable cross-section	110 cm ²
Usable cross-section	11000 mm ²
Rustproof steel, pickled	no
Side perforation	yes
Wide-span version	no
Load test type according to IEC 61537	Type II
Type of connector, cable support system	Screwed

Loads

Insertable support spacings, min.	1.5 m
Insertable support spacings, max.	3 m
Support spacing 1.5 m	1.85 kN/m
Support spacing 2.0 m	1.3 kN/m
Support spacing 2.5 m	0.75 kN/m
Support spacing 3.0 m	0.6 kN/m