


# Technical data sheet

## Cable tray EKS 60 FT

Item number: 6056978



EKS 60 = Extra-heavy cable tray system with 60 mm side height.  
Straight connectors should be ordered separately for all the versions.  
Magnetic shield insulation without cover 20 dB, with cover 50 dB.



- St** Steel
- FT** Hot-dip galvanised

### Master data

Item number	6056978
Type	EKS 645 FT
Description 1	Cable tray EKS
Description 2	perforated
Manufacturer	OBO
Dimension	60x450x3000
Material	Steel
Surface	Hot-dip galvanised
Surface standard	DIN EN ISO 1461
Smallest sales unit	3
Unit of quantity	Metre
Weight	845.667 kg
Weight unit	kg/100 m

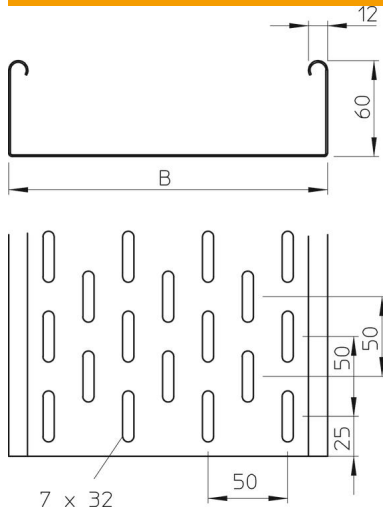
# Technical data sheet

## Cable tray EKS 60 FT

Item number: 6056978



### Dimensions



Dimension	60 x 450
Length	3,000 mm
Width	450 mm
Height	60 mm
Plate thickness	2 mm
Dimension B	450 mm

### Technical data

Connector version	Without connectors
Mounting system fastening type	Floor Ceiling Wall
Walkable	no
Maintain electrical functions	no
With cover	no
Mounting perforation in base	yes
NATO hole pattern	no
Usable cross-section	268 cm <sup>2</sup>
Usable cross-section	26800 mm <sup>2</sup>
Rustproof steel, pickled	no
Side perforation	yes
Wide-span version	no
Load test type according to IEC 61537	Type II
Type of connector, cable support system	Screwed

# Technical data sheet

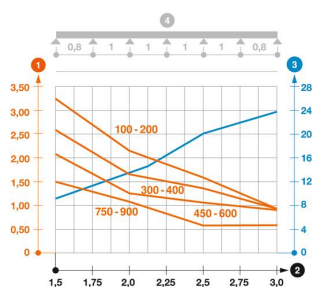
## Cable tray EKS 60 FT

Item number: 6056978



### Loads

Insertable support spacings, min.	1.5 m
Insertable support spacings, max.	3 m
Support spacing 1.5 m	2.1 kN/m
Support spacing 2.0 m	1.35 kN/m
Support spacing 2.5 m	1.15 kN/m
Support spacing 3.0 m	0.9 kN/m



#### Load diagram, cable tray, type EKS 60

- 1 Permitted cable tray/ladder load in kN/m without man load
- 2 Support width in m
- 3 Rail bend in mm at permitted kN/m
- 4 Load scheme during testing
- Load curve with cable tray/ladder width in mm
- Strut bend curve according to support width